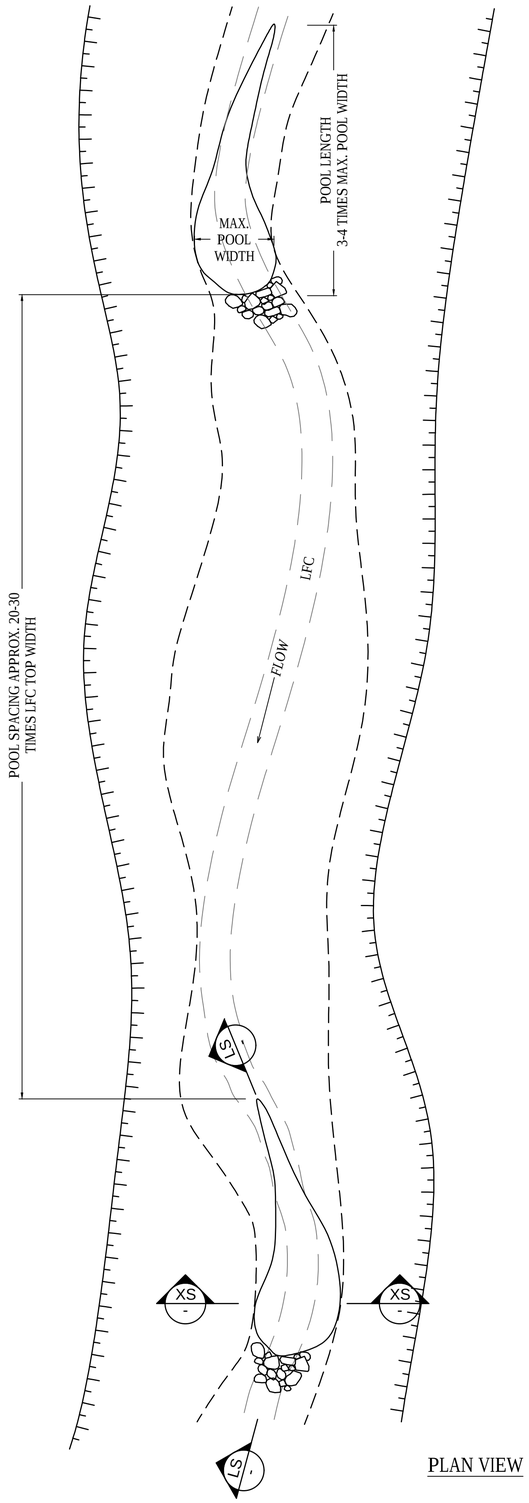

PLAN VIEW

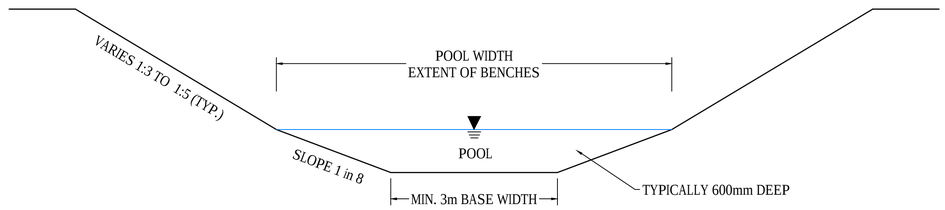

CROSS SECTION

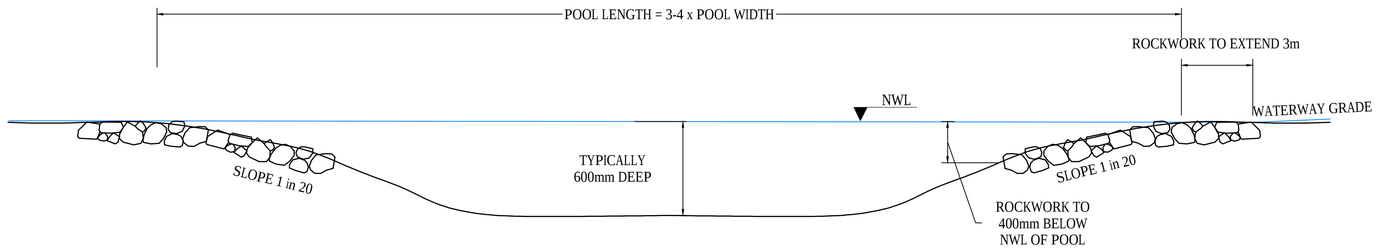

LONGITUDINAL SECTION

NOTE:
- MAXIMUM POOL WIDTH EXTENDS TO OUTER EXTENT OF BENCHES.
- POOL LENGTH TYPICALLY 3 TO 4 TIMES THE MAXIMUM POOL WIDTH.
- POOL SPACING APPROXIMATELY 20-30 TIMES THE LOW FLOW CHANNEL TOP WIDTH.
- POOLS ARE TO BE LOCATED UPSTREAM AND DOWNSTREAM OF CULVERT CROSSINGS (900mm DEEP BELOW DRY CELL CULVERT).
- INTERMEDIATE POOLS TYPICALLY 600mm DEEP
- 1 in 20 ROCKED LONGITUDINAL BED GRADE TRANSITION FROM WATERWAY BED INTO POOL.
- IF POOL IS PART OF GRADE CONTROL STRUCTURE, REFER TO STANDARD DRAWING 7251/08/104

REV	DESCRIPTION	COMPANY	PROJECT OR WO NUMBER	DRAWN	ENG. CHECK	PR. MAN. APP'D	DATE
A	WATERWAY DESIGN MANUAL	ALLUVIUM		JB			21/08/19

COPYRIGHT
Copyright - This document is the property of Melbourne Water. Use or copying of the document in whole or in part without the written permission of Melbourne Water constitutes an infringement of copyright.

Melbourne Water

DRAFTER | DESIGNER | DESIGN MANAGER APPROVAL | PROJECT MANAGER APPROVAL
DRAFTING CHECK | ENGINEERING REVIEW

TITLE
WATERWAY DRAWING
WATERWAY POOLS

PROJECT DATUM | Original Size A1 | SCALE NOT TO SCALE

MELBOURNE WATER CORPORATION

CODE	MWC DRAWING NUMBER	REV
C	7251/08/123	A